



(12) **United States Design Patent**
Graham et al.

(10) **Patent No.:** **US D560,045 S**
(45) **Date of Patent:** **** Jan. 15, 2008**

(54) **BRUSH AND ROLLER CLEANER**

FOREIGN PATENT DOCUMENTS

(75) Inventors: **Romeo Graham**, Chelsea (CA);
Robert D. Watters, Ottawa (CA);
Michael G. Sirois, Ottawa (CA);
Tracine Andrus, Baltimore, MD (US)

EP 0879553 A2 11/1998
GB 2266682 11/1993

Primary Examiner—Stella M. Reid
Assistant Examiner—Kathleen Sims
(74) *Attorney, Agent, or Firm*—Kramer & Amado, P.C.

(73) Assignee: **Black & Decker**, Towson, MD (US)

(**) Term: **14 Years**

(57) **CLAIM**

(21) Appl. No.: **29/256,512**

The ornamental design for a brush and roller cleaner, as shown and described.

(22) Filed: **Mar. 22, 2006**

DESCRIPTION

(51) **LOC (8) Cl.** **15-05**
(52) **U.S. Cl.** **D32/1**
(58) **Field of Classification Search** D32/1,
D32/25, 35, 29, 17, 21–23, 13, 30, 53, 53.1,
D32/54; 15/1, 104.92, 310, 302; 134/135,
134/199–201, 138, 149, 900; D23/213
See application file for complete search history.

FIG. 1 is a perspective view of the brush and roller cleaner of the present invention;

FIG. 2 is a rear perspective view of the brush and roller cleaner of FIG. 1;

FIG. 3 is a bottom perspective view of the brush and roller cleaner of FIG. 1;

FIG. 4 is a top plan view of the brush and roller cleaner retainer of FIG. 1;

FIG. 5 is a front plan view of the brush and roller cleaner of FIG. 1;

FIG. 6 is a rear plan view of the brush and roller cleaner of FIG. 1;

FIG. 7 is a left plan view of the brush and roller cleaner of FIG. 1;

FIG. 8 is a right plan view of the brush and roller cleaner of FIG. 1; and,

FIG. 9 is a bottom plan view of the brush and roller cleaner of FIG. 1.

The broken line showing of a hose, hose attachment, appliance feet, interior portions, and exterior features shown in FIGS. 1–8 is included for the purpose of illustrating portions of the brush and roller cleaner and forms no part of the claimed design.

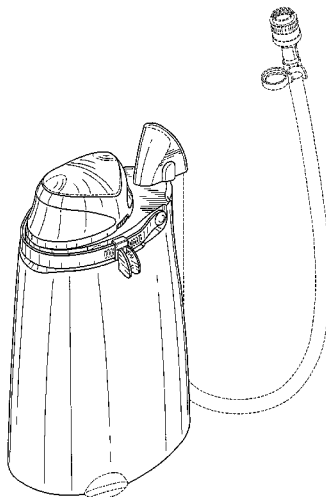
(56) **References Cited**

U.S. PATENT DOCUMENTS

2,239,741	A	4/1941	Schroder	
2,341,488	A *	2/1944	Taylor	123/195 S
2,794,265	A	6/1957	Kruger	
2,826,826	A	3/1958	Boehm	
2,902,773	A	9/1959	Dudek	
2,965,111	A	12/1960	Feigelman	
3,075,534	A *	1/1963	Habostad	134/138
3,428,060	A *	2/1969	Spivey	134/141
3,587,599	A *	6/1971	Bywater	134/138
3,696,457	A	10/1972	Hand	
3,886,960	A *	6/1975	Krueger	134/138
3,927,539	A	12/1975	Harkison	
4,003,835	A	1/1977	Johnson	
4,446,590	A	5/1984	Kirchner, Jr. et al.	
4,501,314	A	2/1985	Wakabayashi et al.	
4,641,673	A	2/1987	Conley et al.	

(Continued)

1 Claim, 9 Drawing Sheets




US D560,045 S

Page 2

U.S. PATENT DOCUMENTS			
4,711,258	A *	12/1987	Rossborough et al. 134/138
4,976,031	A	12/1990	Miller
5,095,928	A	3/1992	Phipps
5,184,637	A	2/1993	Kowis
5,184,775	A	2/1993	Kerber
5,221,297	A	6/1993	Childress et al.
D340,327	S *	10/1993	Alderete D32/35
5,499,767	A	3/1996	Morand
5,785,590	A	7/1998	Tsuchida
5,829,653	A	11/1998	Kaiser
6,019,111	A	2/2000	Gillies
6,802,464	B2	10/2004	Marconnet
D516,257	S *	2/2006	Brackett et al. D32/1
2002/0190404	A1	12/2002	Baarda

* cited by examiner

FIG. 1



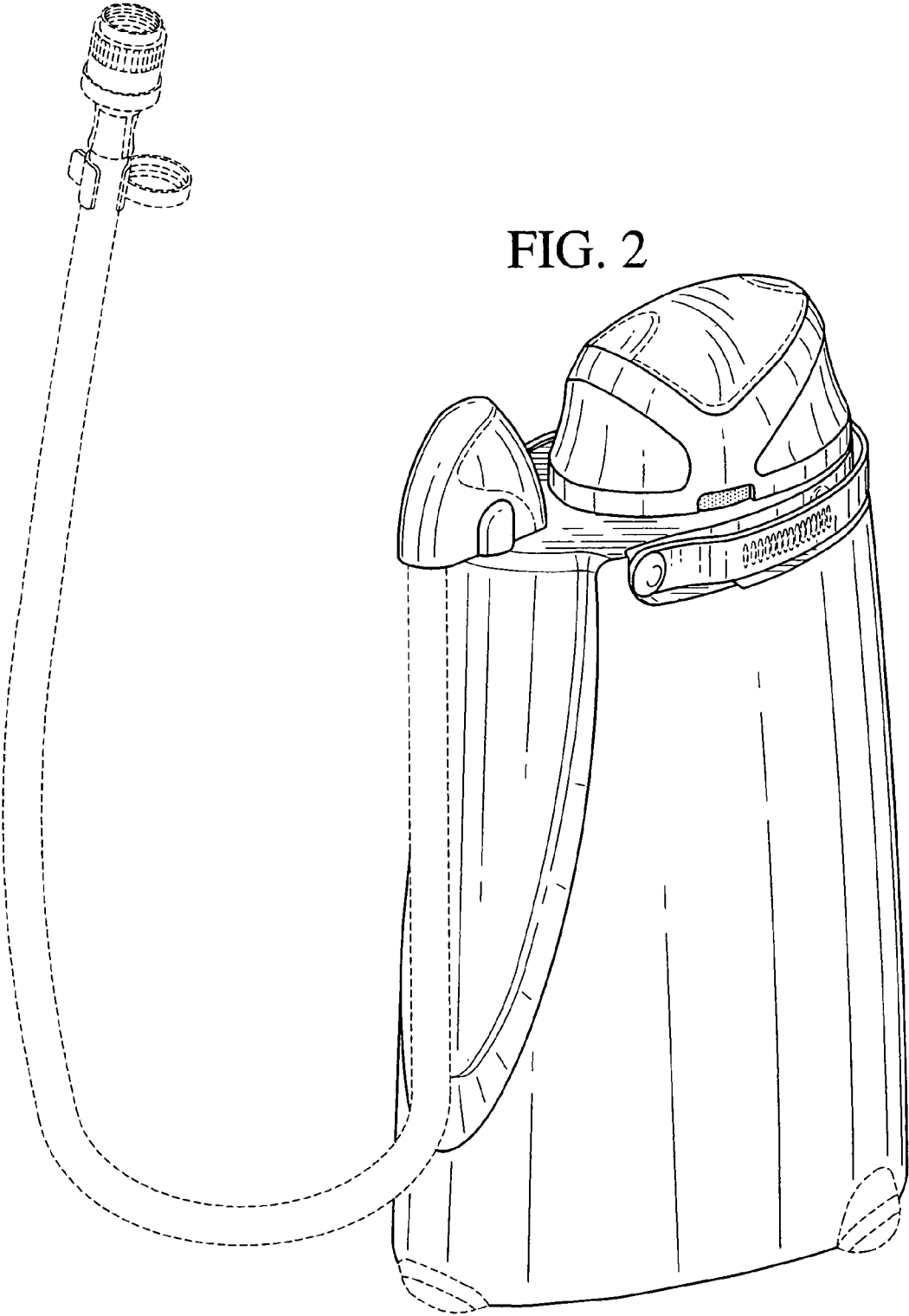
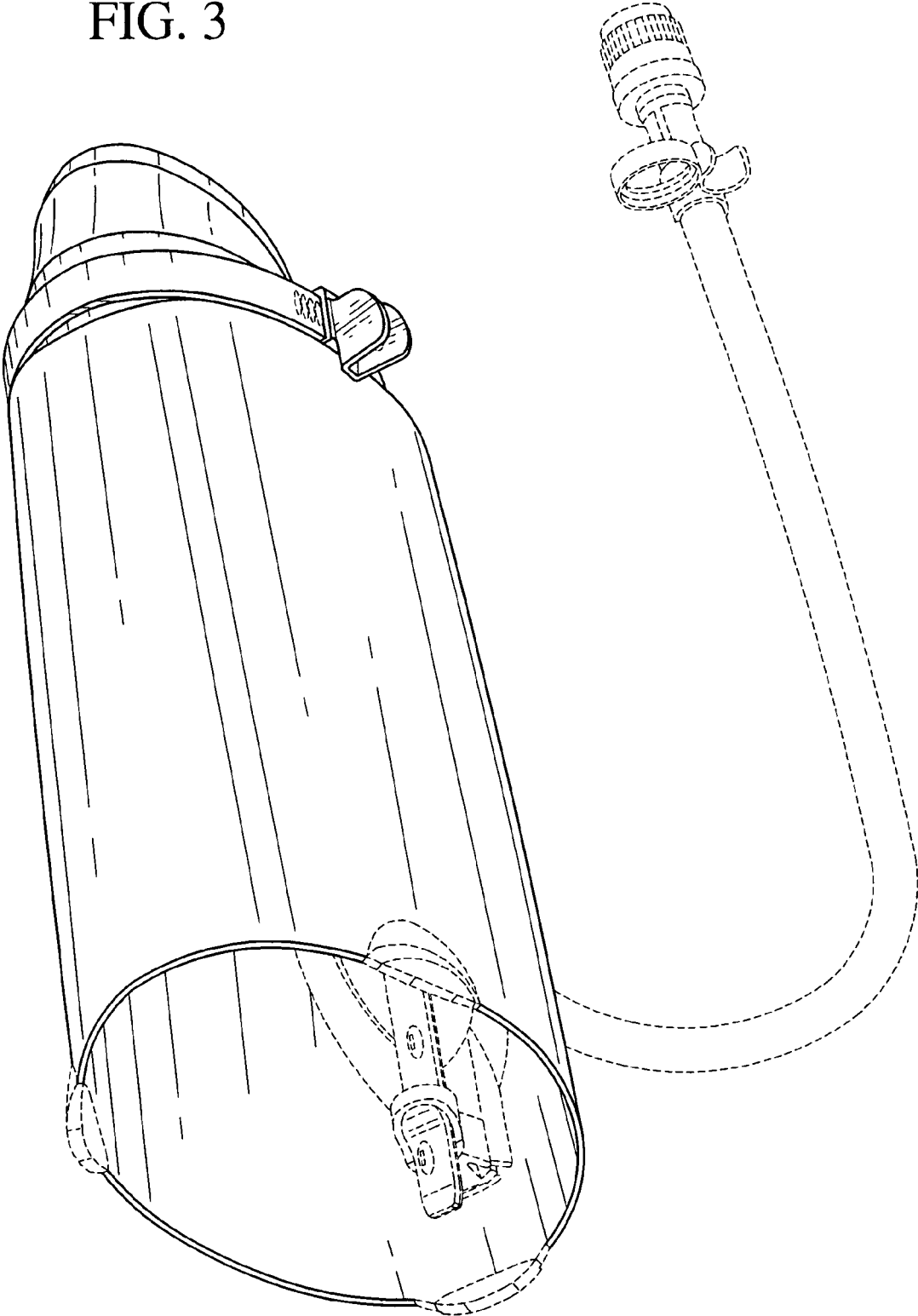


FIG. 2

FIG. 3



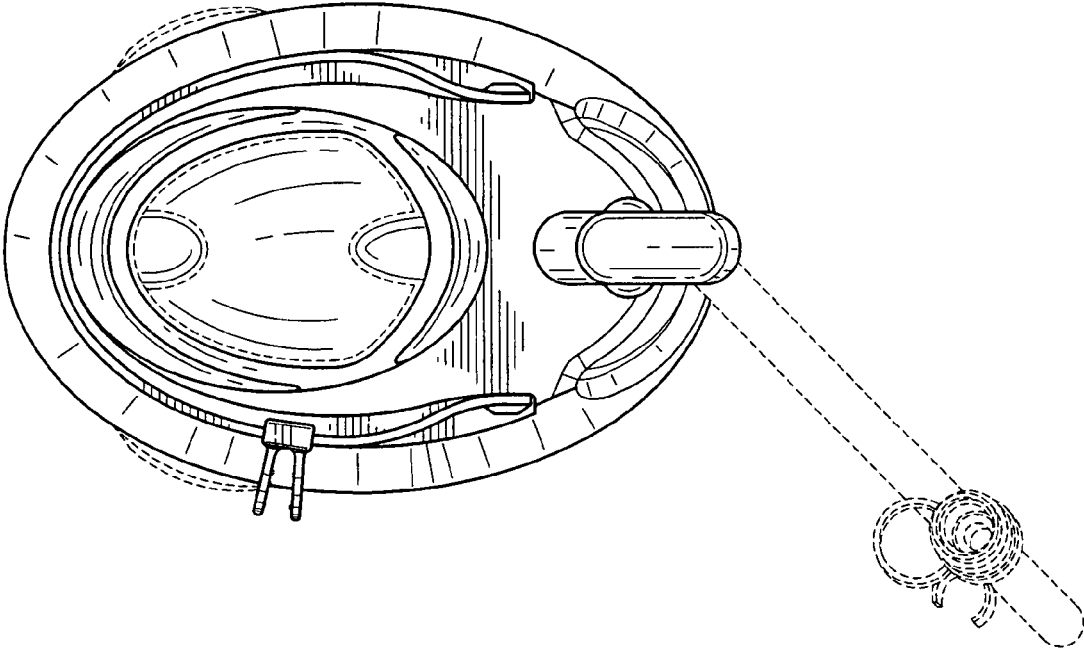
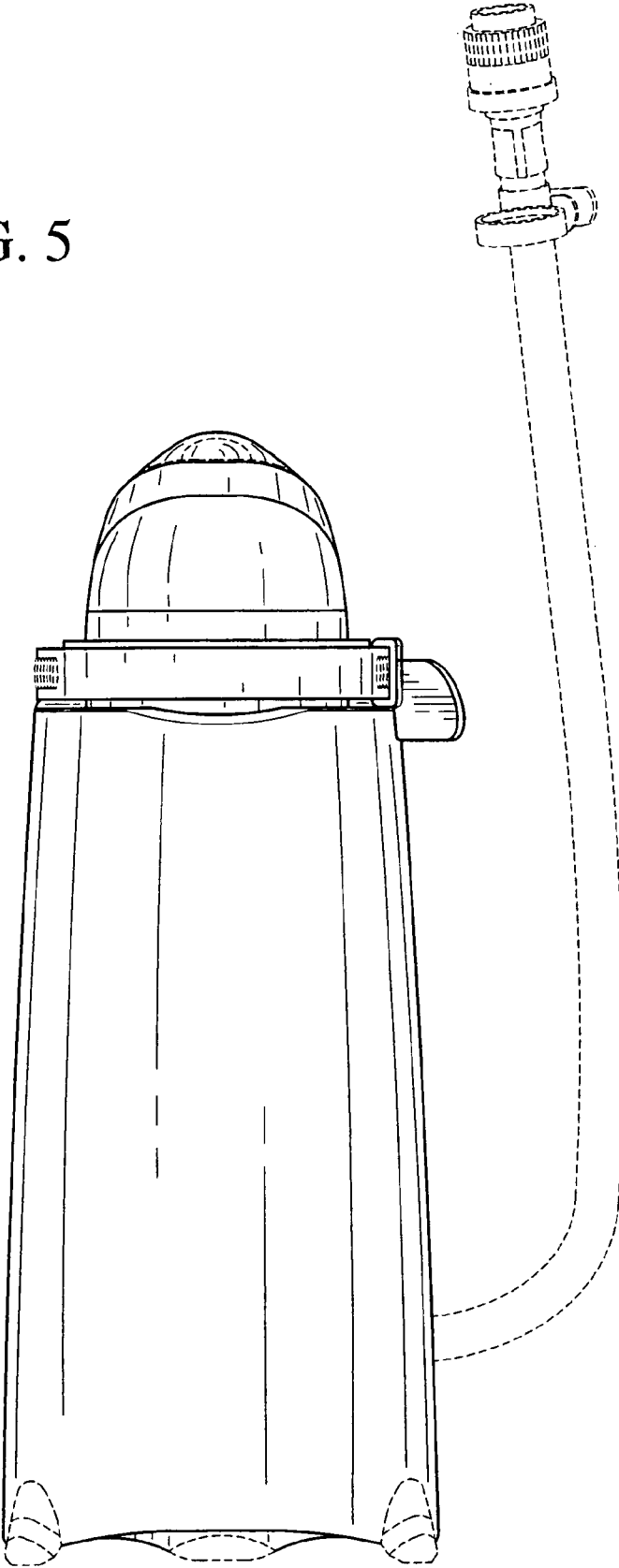


FIG. 4

FIG. 5



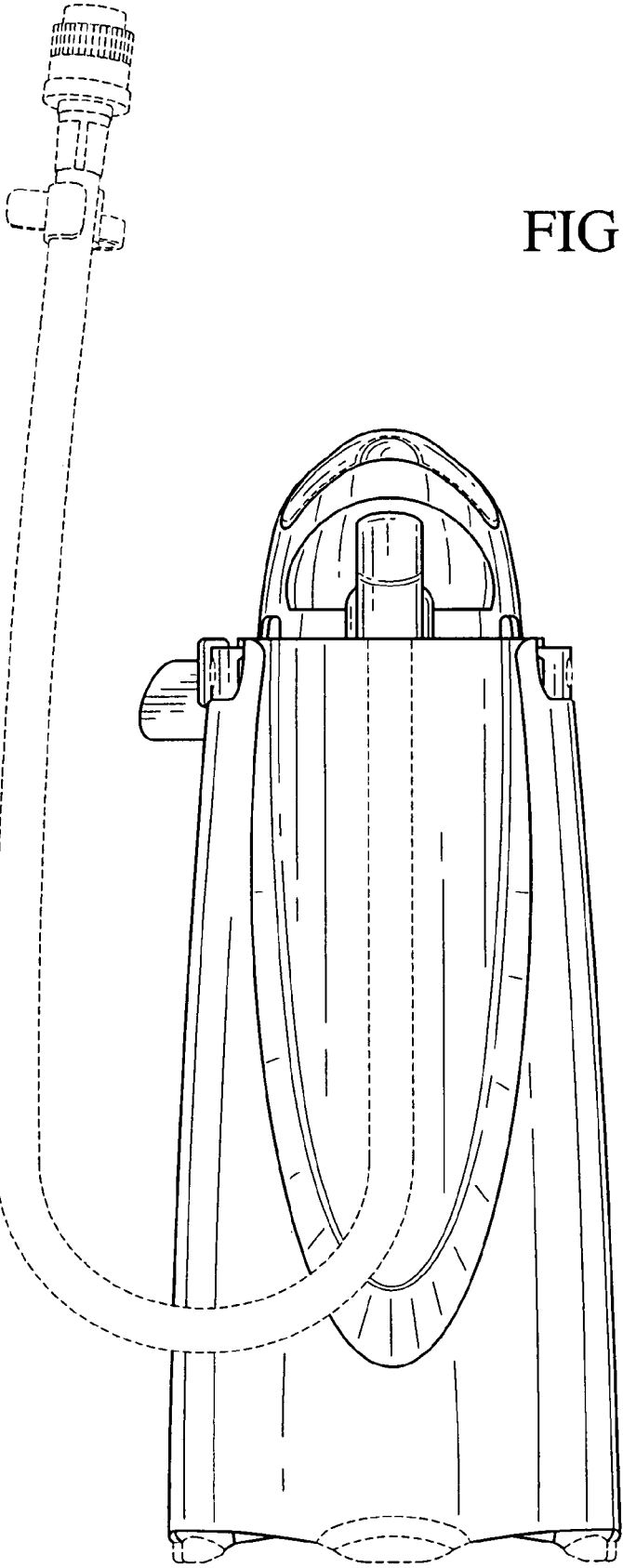


FIG. 6

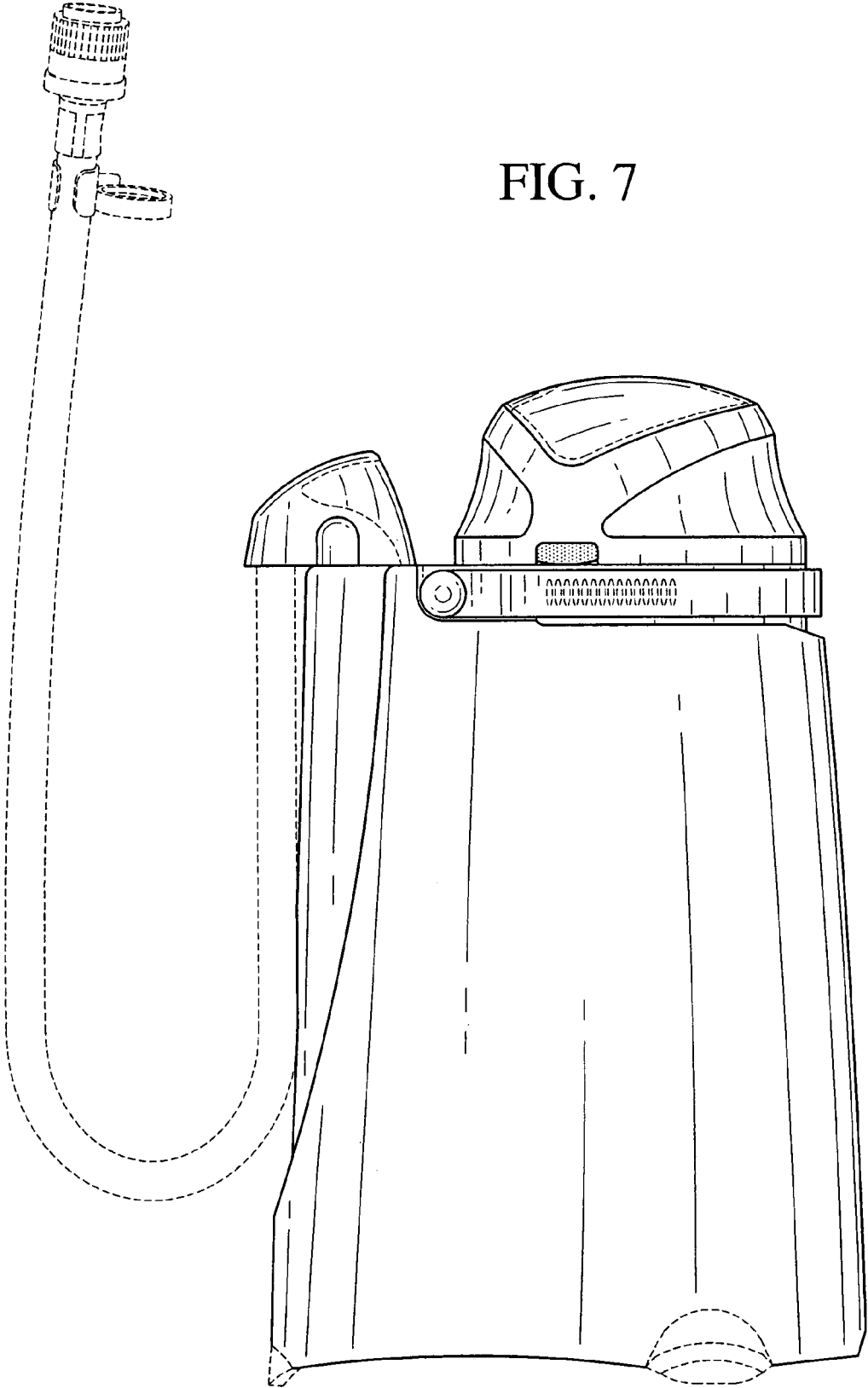
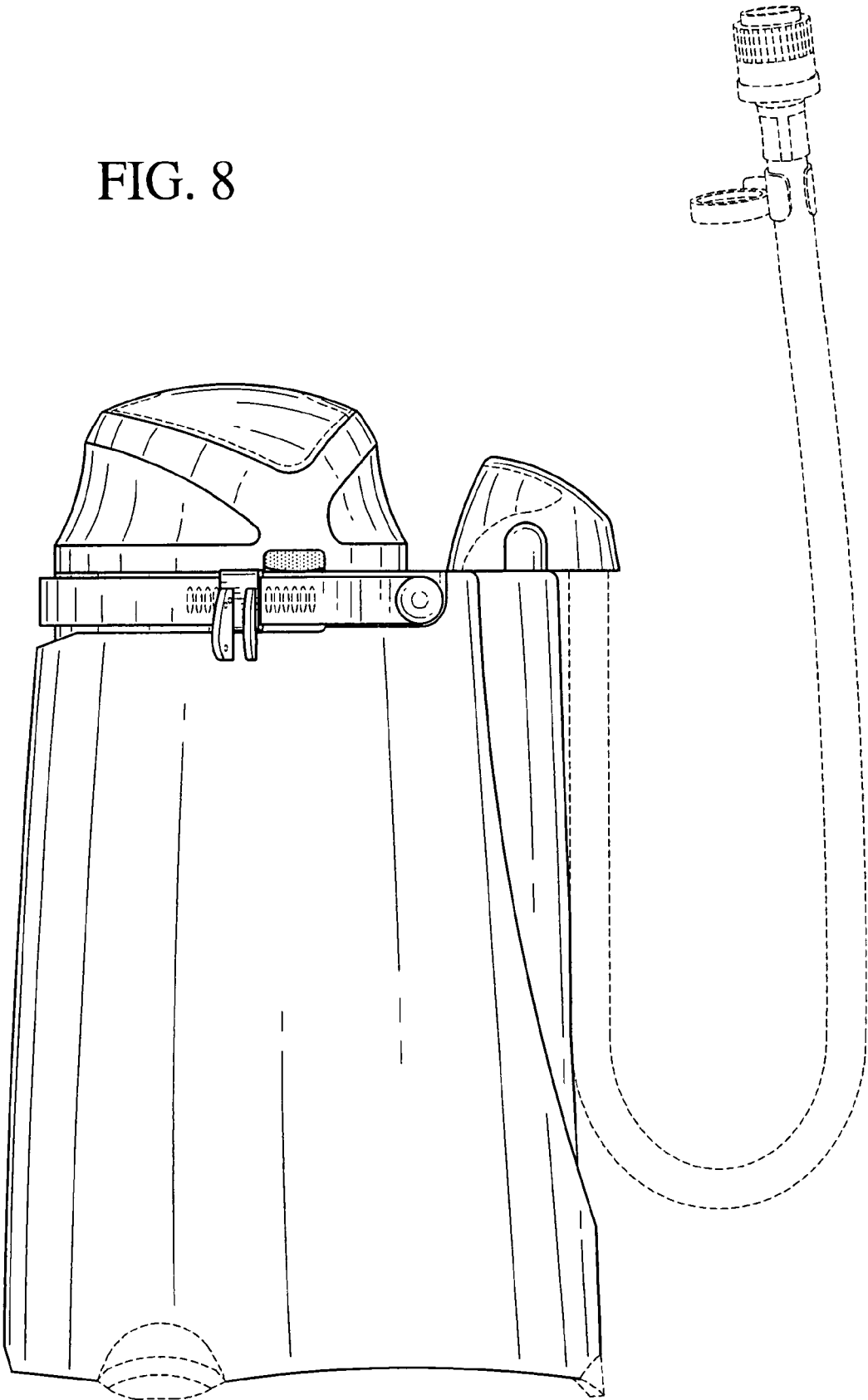


FIG. 7

FIG. 8



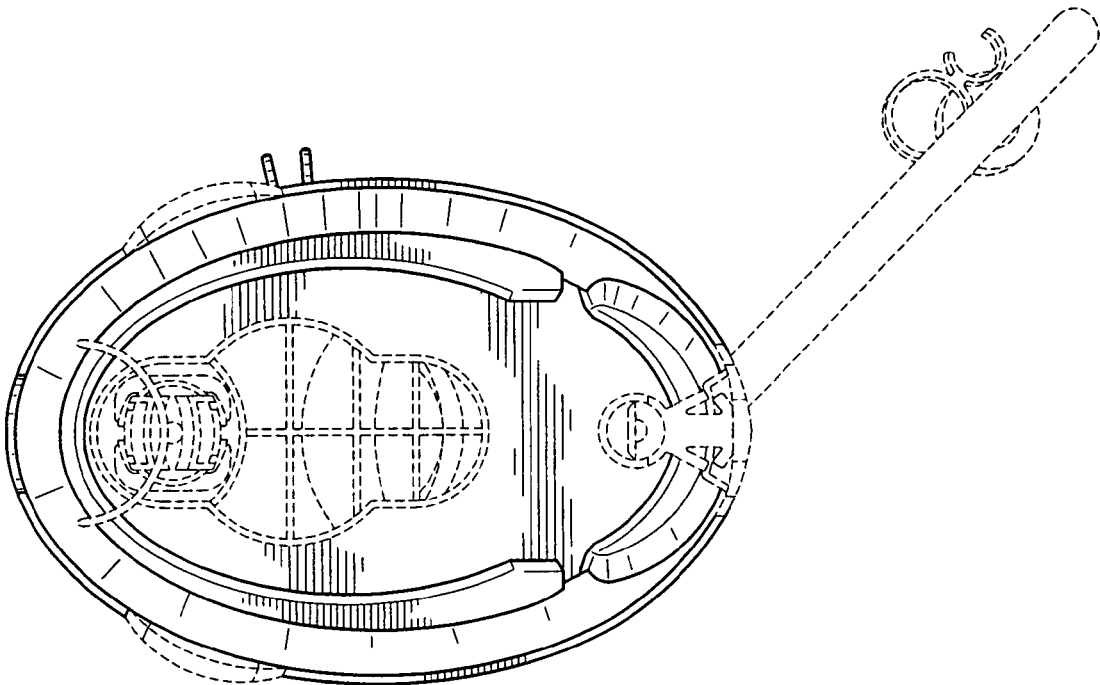


FIG. 9